


20KM HDMI Extender over Fiber

Operating Instructions



Dear Customer

Thank you for purchasing this product. For optimum performance and safety, please read these instructions carefully before connecting, operating or adjusting this product. Please keep this manual for future reference.

FEATURES

- Provides high-resolution image quality.
- Plug-and-play operation - no programming or setup required.
- Extends 1080p HDMI signals up to 20km over a optic cable.
- Optical fiber use rules out any RF interference.
- Ethernet Pass-Through.
- Compliant HDCP

NOTICE

Our company reserve the right to make changes in the hardware, packaging and any accompanying documentation without prior written notice.

TABLE OF CONTENTS

Specifications
 Package Contents
 Panel Descriptions
 Connecting and Operating
 Typical Application
 Maintenance
 Product Service
 Warranty

SPECIFICATIONS

Operating Temperature	-5 to +35 °C(+23 to +95°F)
Storage Temperature	-10 °C~70 °C(+14 to +158°F)
Operating Humidity	10 to 90%RH (No Condensation)
Storage Humidity	5 to 90%RH (No Condensation)
Fiber Module	1310nm signlemode Transmitter&receiver
Fiber Connector	SC Duplex Connector
Transmission Distance	1080P 36bit @60Hz 20Km(Maximum)
Power consumption	TX:8watts;RX:8watts((Maximum)
IR wavelength	Wavelength:940nm,frequency 38kHz
Dimension (L×W×H)	TX:L154xW99.5xH27mm;RX:L154xW99.5xH27mm
Net Weight	Transmitter:410g,Receiver:410g,
LED Indicators	Power,Link/Act and Speed

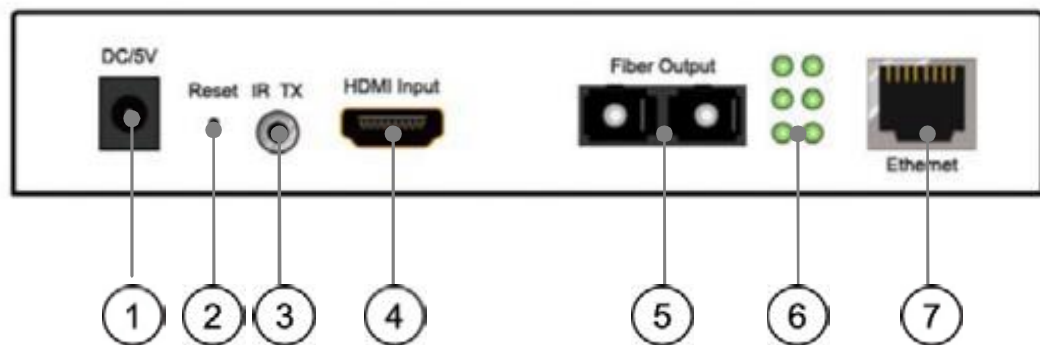
Note1: Specifications are subject to change without notice. Mass and dimensions are approximate.

PACKING CONTENTS

- 1) Main Unit. Transmitter & Receiver HDMI Extender
- 2) Power adapter DC 5V 2Ax2PCS
- 3) IR-TX cable&IR-RX cable
- 4) Operating Instructions

PANEL DESCRIPTIONS

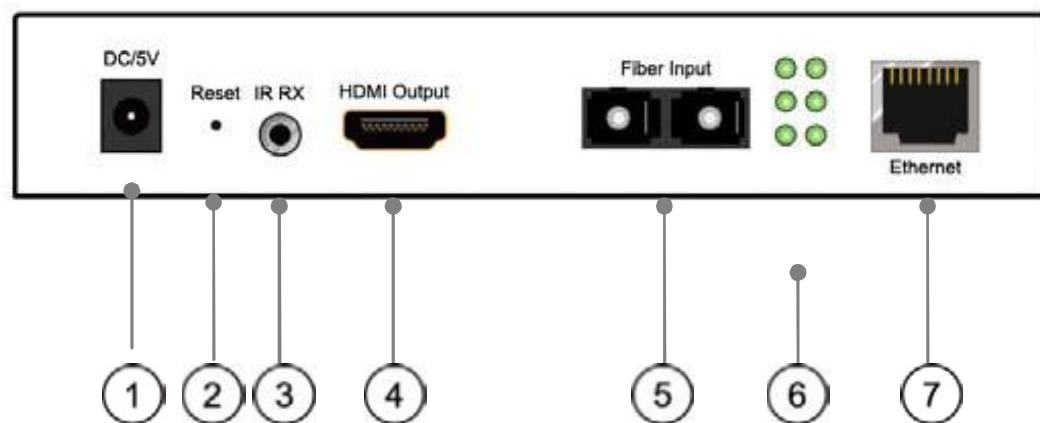
Transmitter Panel



Power input port

- ① Reset button
- ② IR-TX port
- ③ HDMI input
- ④ SC port
- ⑤ Power,Link/Act and Speed
- ⑥ Ethernet port

Receiver Panel



Power input port

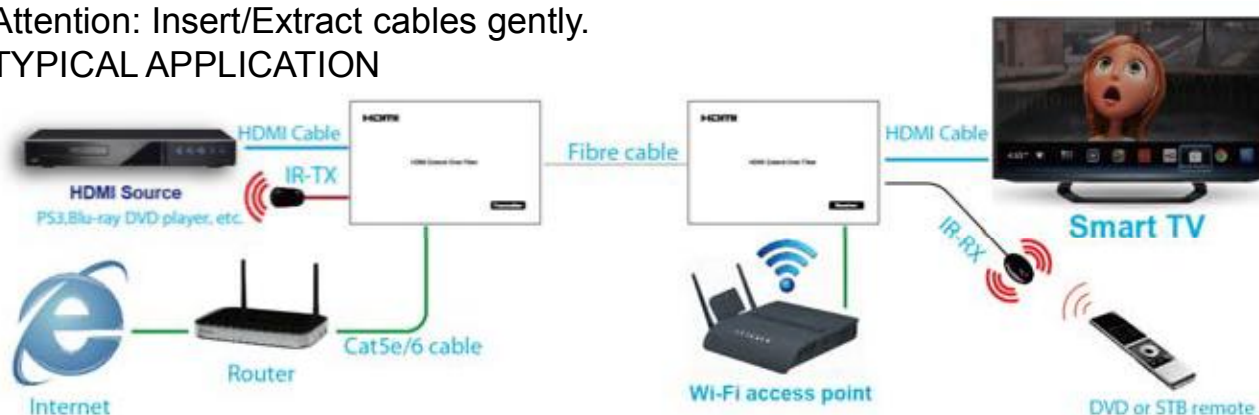
- ① Reset button
- ② IR-RX port
- ③ HDMI Output
- ④ SC port
- ⑤ Power,Link/Act and Speed
- ⑥ Ethernet port

CONNECTING AND OPERATING

- 1) Connect the HDMI signal sources (Such as DVD, STB etc) to HDMI Transmitter.
- 2) Connect Fiber cables to both fiber port of the transmitter and fiber port of the Receiver.
- 3) Connect the HDMI output (Such as HD-LCD, HD-DLP) into the Receiver.
- 4) Connect the power supply into Power port.
- 5) Connect the IR TX receiving cables into IR TX port on the back panel and affix the emitter onto the source IR windows.
- 6) Connect IR-RX cable into IR-RX port on the receiver and affix the IR receiver in direct line of site with the handheld remote control. It is recommended to affix the receiver on the display frame /bezel or the display stand.

Attention: Insert/Extract cables gently.

TYPICAL APPLICATION



MAINTENANCE

Clean this unit with a soft, dry cloth. Never use alcohol, paint thinner or benzene to clean this unit.

PRODUCT SERVICE

- 1) **Damage requiring service:** The unit should be serviced by qualified service personnel if:
 - (a) The DC power supply cord or AC adaptor has been damaged;
 - (b) Objects or liquids have gotten into the unit;
 - (c) The unit has been exposed to rain;
 - (d) The unit does not operate normally or exhibits a marked change in performance;
 - (e) The unit has been dropped or the cabinet damaged.
- 2) **Servicing Personnel:** Do not attempt to service the unit beyond that described in these operating instructions. Refer all other servicing to authorized servicing personnel.
- 3) **Replacement parts:** When parts need replacing ensure the servicer uses parts specified by the manufacturer or parts that have the same characteristics as the original parts. Unauthorized substitutes may result in fire, electric shock, or other hazards.
- 4) **Safety check:** After repairs or service, ask the servicer to perform safety checks to confirm that the unit is in proper working condition.

WARRANTY

If your product does not work properly because of a defect in materials or workmanship, our Company (referred to as "the warrantor") will, for the length of the period indicated as below, **(Parts(2)Year, Labor(90) Days)** which starts with the date of original purchase ("Limited Warranty period"), at its option either(a) repair your product with new or refurbished parts, or (b) replace it with a new of a refurbished product. The decision to repair or replace will be made by the warrantor.

During the "Labor" Limited Warranty period there will be no charge for labor.

During the "Parts" warranty period, there will be no charge for parts. You must mail-in your product during the warranty period. This Limited Warranty is extended only to the original purchaser and only covers product purchased as new. A purchase receipt or other proof of original purchase date is required for Limited Warranty service.

MAIL-IN SERVICE

When shipping the unit carefully pack and send it prepaid, adequately insured and preferably in the original carton. Include a letter detailing the complaint and provide a day time phone and/or email address where you can be reached.

LIMITED WARRANTY LIMITS AND EXCLUSIONS

●This Limited Warranty ONLY COVERS failures due to defects in materials or workmanship, and DOES NOT COVER normal wear and tear or cosmetic damage. The Limited Warranty ALSO DOES NOT COVER damages which occurred in shipment,

or failures which are caused by products not supplied by warrantor, or failures which result from accidents, misuse, abuse, neglect, mishandling, misapplication, alteration, faulty installation, set-up adjustments, misadjustment of consumer controls, improper maintenance, power line surge, lightning damage, modification, or service by anyone other than a Factory Service center or other Authorized Servicer, or damage that is attributable to acts of God.

●THERE ARE NO EXPRESS WARRANTIES EXCEPT AS LISTED UNDER "LIMITED WARRANTY COVERAGE". THE WARRANTOR IS NOT LIABLE FOR INCIDENTAL OR CONSEQUENTIAL DAMAGES RESULTING FROM THE USE OF THIS PRODUCT, OR ARISING OUT OF ANY BREACH OF THIS WARRANTY. (As examples, this excludes damages for lost time, cost of having someone remove or re-install an installed unit if applicable,

travel to and from the service, loss of or damage to media or images, data or other recorded content. The items listed are not exclusive, but are for illustration only.)

●PARTS AND SERVICE, WHICH ARE NOT COVERED BY THIS LIMITED WARRANTY, ARE

YOUR RESPONSIBILITY.